

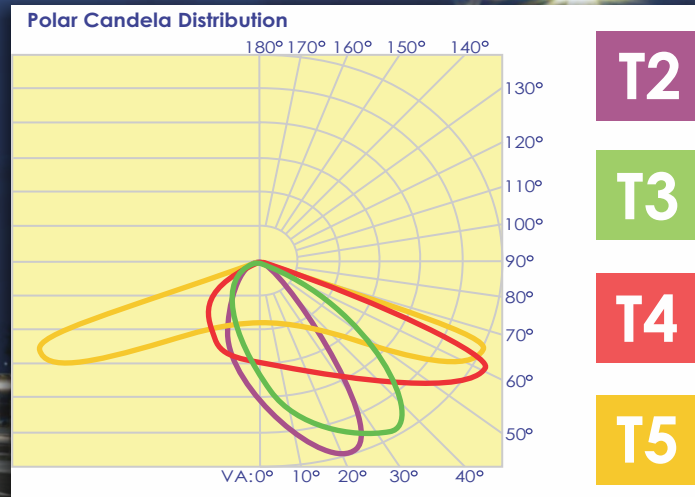
## AREA LIGHTING

Part of our new V-PRO Series, our professional grade area light combines high performance and value with sleek, modern aesthetics and **IN-THE-BOX** jobsite flexibility your installers will be addicted to:

- 360° rotating lens
- 5 Wattage selectable
- 3 CCT selectable
- Universal pole mount
- NEMA 7-pin connector & shorting cap
- PIR Sensor



Designed to remove complexity and change orders while maximizing versatility and performance, V-PRO puts you in control.



## TECHNICAL SPECIFICATIONS


**CRI:** 75+

**Lifetime (L70):** >180,000

**LED Source:** Lumileds 5050

**Power Supply:** [Sosen](#) 0-10V, 120-277VAC (480V optional), 50/60Hz dimming driver

**Compliance:** ETL, UL 1598, 1598B, 1598C. Suitable for wet locations



<b>DIMENSIONS</b>	60W - 145W	16"L x 11.25"W x 2.25"H
	180W - 300W	23.75"L x 14.5"W x 2.75"H

<b>EPA</b>	60W - 145W: .23sq. ft.	<b>LBS</b>	60W - 145W: 7.50 lbs
	180W - 300W: .33sq. ft.		180W - 300W: 10.25 lbs

Operating temperature: -40° to 122°F  
IP-65 Rated

Sample Order: V-PRO2-AL-145W-LV-40K-T3-BR-PC

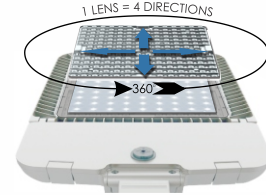
MODEL	WATTAGE	VOLTAGE	CCT	DISPERSION	COLOR	OPTIONAL
V-PRO2-AL (small body)	145W (60W - 145W)	LV = 120-277 HV = 480	30K (3000K, 4000K, 5000K)	T2 = Type 2 T3 = Type 3 T4 = Type 4 T5 = Type 5	BR = Bronze BL = Black* WH = White*	PC = PRI Motion Sensor Photocell
V-PRO1-AL (large body)	300W (180W - 300W)					

\*Black and white may be subject to extended lead times. Custom colors not available.

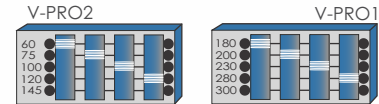
4000K & 5000K	Watts	Type	Efficacy	Lumens
	60	60	2	163
3			162	9,720
4			169	10,140
5			170	10,200
75	75	2	163	12,225
		3	162	12,150
		4	170	12,750
		5	171	12,825
100	100	2	163	16,300
		3	165	16,500
		4	170	17,000
		5	170	17,000
120	120	2	163	19,560
		3	166	19,920
		4	168	20,160
		5	169	20,280
145	145	2	162	24,490
		3	166	24,070
		4	167	24,215
		5	168	24,360
180	180	2	163	29,340
		3	164	29,520
		4	166	29,880
		5	167	30,060
200	200	2	163	32,400
		3	162	23,400
		4	163	32,600
		5	164	32,800
230	230	2	159	36,570
		3	158	36,340
		4	158	36,340
		5	159	36,570
260	260	2	159	41,340
		3	158	41,080
		4	157	40,820
		5	157	40,820
300	300	2	152	45,600
		3	155	46,500
		4	156	46,800
		5	155	46,500

IN THE BOX jobsite flexibility features:

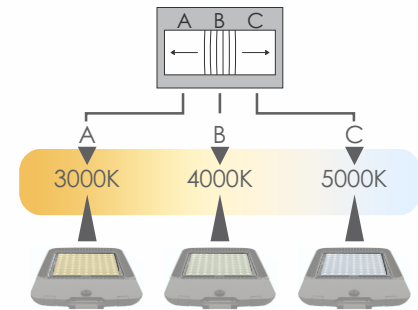
### ROTATABLE LENS




### WATTAGE SELECTABLE



### COLOR TEMP SELECTABLE



### UNIVERSAL MOUNT



### PIR SENSOR & NEMA 7-pin



Dimming wires connected to PIR Sensor w/photocell upon shipment. To disable PIR sensor, disconnect dimming lines; to enable NEMA 7-pin, remove dimming wires from PIR sensor and connect to NEMA 7-pin connector.

OPTIONAL ADAPTER

POLE-TOP ADAPTER CONFIGURATIONS POSSIBLE, ALL SIZES\*:

**SAMPLE ORDER:**  
UPTA-3-BR

SIZE	COLOR
3	BR = Bronze
4	BL = Black
5	WH = White

\*120°-Y available as custom option. All mounting hardware included. See UPTA spec sheet for details.

